

APICS
2024

ASIA PACIFIC INTENSIVE CARE SYMPOSIUM

SICM X ANZICS

SINGAPORE

17 - 19 AUGUST 2024 • SUNTEC SINGAPORE CONVENTION & EXHIBITION CENTRE

Abstract Submission Guide



Organised by:

Managed by:





Delegate Information

* Denotes compulsory fields.

Salutation*
Prof

First/Other Name*
Joyce

Surname/Family Name*
Gao

Speciality*
Anaesthesia

Years of Qualification Not Applicable

Institution*
Changi General Hospital

Address*
2 Simei Street 3, Singapore 529889

Postal Code*
529889

Country Region*
Singapore

Business Mobile*
65 91234567

Business Email*
joyce.gao@mpinetwork.com

Alternate Email*
joyce.gao@mpinetwork.com

Save

Complete **Delegate Information** page

*Please ensure that you have allowed your browser to send pop-ups and use redirects. Visit **Page 14** for a guide on how to enable this setting.

To save your delegate information and proceed, click here



My Dashboard

Please read the full submission guidelines carefully before submitting.

ABSTRACT SUBMISSION GUIDELINES

- Abstracts may be submitted for poster presentation only.
- Abstracts must be submitted via this portal. Abstracts submitted by fax, email, or post will NOT be accepted.
- **Abstracts must be submitted on or before 14 April 2024.** The online submission system will close at midnight GMT+8 on this day.
- Please do not submit multiple copies of the same abstract.
- Only original abstracts will be accepted. The submitted abstract is original, has not been published or presented before and is not currently being considered for publication elsewhere.

CONFIRMATION OF RECEIPT AND NOTIFICATION OF DECISION

- After submitting your abstract, an email confirmation that your abstract has been received will be sent.
- After confirmation of acceptance of the abstract, relevant graphs, images and tables can then be attached for the final e-poster.
- Please contact the Secretariat if you submit an abstract and did not receive an email confirmation.
- Notifications regarding the status of your abstract will be sent out by **15 May 2024**. Please email abstract@sg-apics.com if you have any questions with regards to the notifications regarding the status of your abstract.

PRESENTATION AT THE CONGRESS

- Instructions for preparation of poster presentations will be sent together with acceptance notifications.
- The Committee will endeavour to schedule abstracts according to authors' preferences but reserves the right to decide on the final form of presentation.
- For each abstract, at least one author is expected to attend the Symposium. **Presenting authors must register for the Symposium and pay the registration fee.**
- Abstract presenters need to register by the registration deadline for inclusion in the scientific programme and for presentation scheduling.

PREPARING YOUR ABSTRACT FOR SUBMISSION:

- The abstract should be as informative as possible and include the following details:
 - **Objectives:** background and specific objective of the study
 - **Methods:** description of methods used
 - **Results:** summary of results obtained
 - **Conclusions:** conclusions reached
- Abstracts must meet the following specifications:
 - **Abstract title:** Limited to 25 words
 - **Abstract text:** Limited to 300 words
 - **Abstract topic:** Abstracts must be allocated to a specific topic from the Scientific Programme.
- Tables, Graphs and Images – A maximum of 1 each can be included per abstract.
- The total maximum file size (for table/graph/image) to be uploaded is 3MB. You may upload up to 3 files and in JPG or PNG format only.
- Use only standard abbreviations. Special or unusual abbreviations are not recommended. If otherwise necessary, the latter should be placed in parenthesis after the first appearance of the full word.
- All abstracts must be submitted and presented in clear English with accurate grammar and spelling of a quality suitable for publication.
- The **save button** at the bottom of this page allows you to store your abstract as a draft in order to make changes. Please note that abstracts must be **submitted** before the deadline in order to be sent to review for inclusion in the Scientific Programme.

Please read the full submission guidelines carefully before submitting

Scroll down to bottom of page and click on **New Submission** to create a new abstract submission

New Submission



My Dashboard

Timer of 60 minutes starts
ticking from this page

Delegate Abstract Log Out

Author Details

Co-Author/s details

Abstract Title

Abstract Text

Declaration

Summary

Please complete in 58: 53

Author Details

Name

Joyce Gao

(first name followed by family name)

Department

Anaesthesia

Institution

Changi General Hospital

Country

Singapore

Are you the presenting author?

Yes

Save

Complete Author Details page and
click **Save** to continue



My Dashboard

Delegate Abstract Log Out

Author Details



Co-Author/s details



Abstract Title



Abstract Text



Declaration



Summary



Please complete in 57: 44

Co-Author Details

Number of Co-Author

15

Co-Author 1

Full Name

Full Name

Save

You can select up to 15 Co-Authors
and enter Co-Author information.
Click **Save** to continue.



My Dashboard

Delegate Abstract Log Out

- Author Details
- Co-Author/s details
- Abstract Title**
- Abstract Text
- Declaration
- Summary

Click **here** to view all abstract themes

Please complete in 55: 57

Abstract Categories

Critical Care Organisation

Abstract Title – Limited to 25 words

TEST

Word Count : 1 /25 words

Save

Select **Abstract Theme** and enter **Abstract Title**.
Click **Save** to continue



My Dashboard

300-word count is applicable to text in boxes 1-4.
Click **Save** to continue.

PRO TIP: Click **Save** regularly to prevent loss of data

Delegate Abstract Log Out

- Author Details ✓
- Co-Author/s details ✓
- Abstract Title ✓
- Abstract Text ✗
- Declaration of Consent ✗
- Summary ✗

Word limit for Abstract Content is 350 words

Objectives

Rich text editor toolbar with icons for list, bold, italic, underline, link, unlink, and text color.

1

Words: 0 Characters: 0

PRO TIP: Copy and paste content from Word doc to Notepad, this will eliminate the Word doc formatting. Copy from Notepad and paste into the respective boxes.



Methods

A text editor interface for the 'Methods' section. It features a toolbar with icons for bold, italic, underline, and text color. The main text area is empty and contains a large blue circle with the number '2' in the center. At the bottom left, it shows 'Words: 0 Characters: 0'.

Conclusions

A text editor interface for the 'Conclusions' section. It features a toolbar with icons for bold, italic, underline, and text color. The main text area is empty and contains a large blue circle with the number '3' in the center. At the bottom left, it shows 'Words: 0 Characters: 0'.

Results

A text editor interface for the 'Results' section. It features a toolbar with icons for bold, italic, underline, and text color. The main text area is empty and contains a large blue circle with the number '4' in the center. At the bottom left, it shows 'Words: 0 Characters: 0'.

Graphs and images upload :

1. A maximum of 3 images can be included per abstract.
2. The maximum file size of each graph/image is 500 KB.
3. The maximum pixel size of the graph/image is 600(w) x 800(h) pixel.
4. You may upload graphs in JPG, GIF or PNG format.
5. Image will be displayed in the sequence of upload.

Choose Files No file chosen

Upload

Save

Upload Graphs and images (in jpg or png format & not more than 3MB) if required.

300-word count is applicable to text in boxes 1-4.
Click **Save** to continue.
PRO TIP: Click **Save** regularly to prevent loss of data



My Dashboard

Delegate Abstract Log Out

Please complete in 26: 53

Abstract Declaration

To submit your abstract, you must agree to the following terms:

- The submitted abstract is original, has not been published or presented before and is not currently being considered for publication elsewhere
- All sources used are fully acknowledged and all quotations properly identified
- There are no known conflicts of interest associated with the submitted scientific work presented in the abstract
- I confirm that I previewed this abstract and that all information is correct. I accept that the content of this abstract cannot be modified or corrected after final submission and I am aware that it will be published as submitted.
- Submission of the abstract constitutes the consent of all authors to publication (e.g. Conference website, programs, other promotions, etc.)
- The Abstract Submitter warrants and represents that no part of the information and content provided by him/her (Hereafter: the "Content") to APICS 2024 and Kenes MP Asia (Hereafter: the "Organisers"), nor the publication of any such Content by the Organisers, on the internet or otherwise infringes any third party rights, including but not limited to privacy rights and/or intellectual property rights.
- The Abstract Submitter grants the Organisers a copyright license to reproduce, publish, translate, distribute, and display the text of the Content on a royalty-free, perpetual, irrevocable nonexclusive basis.
- I herewith confirm that the contact details saved in this system are those of the presenting author, who will be notified about the status of the abstract. The presenting author is responsible for informing the other authors about the status of the abstract.
- I understand that the presenting author must be a registered participant.
- The Organisers reserve the right to remove from publication and/or presentation an abstract which does not comply with the above.
- I understand that I must select a specific category for my abstract allocation. Although the committee will work hard to honor this selection, this cannot be guaranteed. The Committee reserves the right to change the category under which the abstract was originally submitted.

Save

Check all boxes in this declaration page and click **Save** to continue

Author Details

Co-Author/s details

Abstract Title

Abstract Text

Declaration of Consent

Summary



Delegate Abstract Log Out

- Author Details ✓
- Co-Author/s details ✓
- Abstract Title ✓
- Abstract Text ✓
- Declaration of Consent ✗**
- Summary ✗

Part A : Author Details

Name: Joyce Gao
Department: Anaesthesia
Organisation: Changi General Hospital
Country: Singapore
Are you the Presenting Author? Yes

Part B : Co-Author/s

Full Name	Department	Organisation	Country
-----------	------------	--------------	---------

Part C : Abstract Title

Abstract Title : TEST
Abstract Themes : Critical Care Organisation

Part D : Abstract Text

Objectives

Methods

TEST

Conclusions

TEST

Results

TEST

Submit

Once all sections have been filled, you will be brought to the Summary page.

Check your entry.

You may click back at the respective section on the menu bar on the left to edit.

If all entry has been entered correctly, click **Submit**





My Dashboard

Delegate

Abstract

Log Out

No	Title	Preview	Edit	Delete
APICS1010	TEST	<input type="button" value="Preview"/>	<input type="button" value="Edit"/>	<input type="button" value="Delete"/>

After submitting, you will be able to see all submitted abstracts here

FW: Success In Abstract Submission



kenes@oevent.biz
 To Joyce Gao



You will also receive the confirmation email after submission



Dear %sal% %firstname% %surname%,

Thank you for your abstract submission for APICS 2024. Your submission has been successfully received.

Abstract Title	Reference Number
TEST	APICS1010

Notification regarding the status of your abstract will be sent out by **31 May 2024**.

Please note the following:

1. To submit additional abstracts or make changes to your existing abstract, kindly log in using the provided link below:

Login Details	
Login URL :	https://sunnyhu.com/APICS2024_AbtractPortal/Login.aspx?shw=APICS
Registration ID :	%regno%
Email :	%email%

2. You may view and make changes to your abstract before the submission deadline of **28 April 2024**. No further changes can be made after the submission deadline.

3. Upon abstract acceptance, you qualify for early bird registration rate for the main conference.

If you have additional queries regarding your abstract, please contact our Secretariat at abstract@sg-apics.com.

Kind Regards,
 APICS 2024 Abstract Secretariat

APICS ASIA PACIFIC
INTENSIVE CARE
SYMPOSIUM
2024 **SICM X ANZICS**

S I N G A P O R E

17 - 19 AUGUST 2024

SUNTEC SINGAPORE CONVENTION & EXHIBITION CENTRE



Organised by:



Managed by:















Troubleshooting Guide

Disabling Pop Up Blocker




A screenshot of a Chrome browser window in Incognito mode. The browser's address bar shows the Incognito icon and the text "Incognito". The main content area displays the "You've gone Incognito" message, which includes a circular icon of a hat and glasses. Below this, it states: "Now you can browse privately, and other people who use this device won't see your activity. However, downloads, bookmarks and reading list items will be saved. Learn more". It then lists information that Chrome won't save (browsing history, cookies, forms) and information that might still be visible (websites visited, employer/school, internet service provider). At the bottom, there is a toggle for "Block third-party cookies" which is currently turned on. The browser's menu is open on the right side, showing options like "New Incognito tab", "Downloads", "Print...", "Find...", "Settings" (highlighted with a red circle), and "Exit". The background of the browser window is dark grey.

-  Settings
-  You and Google
-  Autofill
-  Privacy and security
-  Appearance
-  Search engine
-  Default browser
-  On startup
- Advanced 
-  Extensions 
-  About Chrome











Search settings

Safety check

 Chrome can help keep you safe from data breaches, bad extensions, and more

Check now

Privacy and security

-  Clear browsing data
Clear history, cookies, cache, and more 
-  Cookies and other site data
Third-party cookies are blocked in Incognito mode 
-  Security
Safe Browsing (protection from dangerous sites) and other security settings 
-  Site Settings
Controls what information sites can use and show (location, camera, pop-ups, and more) 
-  Privacy Sandbox
Trial features are on 



The screenshot shows the Chrome Settings interface. On the left is a sidebar with categories: 'You and Google', 'Autofill', 'Privacy and security' (highlighted), 'Appearance', 'Search engine', 'Default browser', 'On startup', 'Advanced', 'Extensions', and 'About Chrome'. The main content area is titled 'Pop-ups and redirects' and includes a search bar. It contains the following sections: 'Default behavior' with a description 'Sites might send pop-ups to show ads, or use redirects to lead you to websites you may not want to visit' and 'Sites automatically follow this setting when you visit them'; two radio button options: 'Sites can send pop-ups and use redirects' (which is selected and circled in red) and 'Don't allow sites to send pop-ups or use redirects'; 'Customized behaviors' with a description 'Sites listed below follow a custom setting instead of the default'; and two lists of sites: 'Not allowed to send pop-ups or use redirects' and 'Allowed to send pop-ups and use redirects', each with an 'Add' button. A blue callout box on the right contains the text 'Ensure that this checkbox is enabled'.