



# ASIA PACIFIC INTENSIVE CARE SYMPOSIUM

## **SICM X ANZICS** SINGAPORE

17 - 19 AUGUST 2024 • SUNTEC SINGAPORE CONVENTION & EXHIBITION CENTRE

# Abstract Submission Guide



Organised by:



Managed by:





## Delegate Information

\* Denotes compulsory fields.

Salutation\*

Prof

First/Other Name\*

Joyce

Surname/Family Name\*

Gao

Speciality\*

Anaesthesia

Years of Qualification ☒ Not Applicable

Institution\*

Changi General Hospital

Address\*

2 Simei Street 3, Singapore 529889

Postal Code\*

529889

Country Region\*

Singapore

Business Mobile\*

65

91234567

Business Email\*

joyce.gao@mpinetwork.com

Alternate Email\*

joyce.gao@mpinetwork.com

Save

Complete **Delegate Information** page

\*Please ensure that you have allowed your browser to send pop-ups and use redirects. Visit **Page 14** for a guide on how to enable this setting.

To save your delegate information and proceed, click here



## My Dashboard

Delegate Abstract Log Out

Please read the full submission guidelines carefully before submitting.

### ABSTRACT SUBMISSION GUIDELINES

- Abstracts may be submitted for poster presentation only.
- Abstracts must be submitted via this portal. Abstracts submitted by fax, email, or post will NOT be accepted.
- **Abstracts must be submitted on or before 15 April 2024.** The online submission system will close at midnight GMT+8 on this day.
- Please do not submit multiple copies of the same abstract.
- Only original abstracts will be accepted.

### CONFIRMATION OF RECEIPT AND NOTIFICATION OF DECISION

- After submitting your abstract, an email confirmation that your abstract has been received will be sent.
- After confirmation of acceptance of the abstract, relevant graphs, images and tables can then be attached for the final e-poster.
- Please contact the Secretariat if you submit an abstract and did not receive an email confirmation.
- Notifications regarding the status of your abstract will be sent out by **13 May 2024**. Please email [abstract@sg-apics.com](mailto:abstract@sg-apics.com) if you have any questions with regards to the notifications regarding the status of your abstract.

### PRESENTATION AT THE CONGRESS

- Instructions for preparation of poster presentations will be sent together with acceptance notifications.
- The Committee will endeavour to schedule abstracts according to authors' preferences but reserves the right to decide on the final form of presentation.
- For each abstract, at least one author is expected to attend the Symposium. **Presenting authors must register for the Symposium and pay the registration fee.**
- Abstract presenters need to register by the registration deadline for inclusion in the scientific programme and for presentation scheduling.

### PREPARING YOUR ABSTRACT FOR SUBMISSION:

- The abstract should be as informative as possible and include the following details:
  - **Objectives:** background and specific objective of the study
  - **Methods:** description of methods used
  - **Results:** summary of results obtained
  - **Conclusions:** conclusions reached
- Abstracts must meet the following specifications:
  - **Abstract title:** Limited to 25 words
  - **Abstract text:** Limited to 300 words
  - **Abstract topic:** Abstracts must be allocated to a specific topic from the Scientific Programme.
- Tables, Graphs and Images – A maximum of 1 each can be included per abstract.
- The total maximum file size (for table/graph/image) to be uploaded is 3MB. You may upload up to 3 files and in JPG or PNG format only.
- Use only standard abbreviations. Special or unusual abbreviations are not recommended. If otherwise necessary, the latter should be placed in parenthesis after the first appearance of the full word.
- All abstracts must be submitted and presented in clear English with accurate grammar and spelling of a quality suitable for publication.
- The **save** button at the bottom of this page allows you to store your abstract as a draft in order to make changes. Please note that abstracts must be submitted before the deadline in order to be sent to review for inclusion in the Scientific Programme.

Please read the full submission guidelines carefully before submitting

Scroll down to bottom of page and click on **New Submission** to create a new abstract submission

New Submission



## My Dashboard

Timer of 60 minutes starts  
ticking from this page

Delegate Abstract Log Out

Author Details

Co-Author/s details

Abstract Title

Abstract Text

Declaration

Summary

Please complete in 58: 53

Author Details

Name

Joyce Gao

(first name followed by family name)

Department

Anaesthesia

Institution

Changi General Hospital

Country

Singapore

Are you the presenting author?

Yes

Save

Complete Author Details page and  
click **Save** to continue



## My Dashboard

Delegate Abstract Log Out

Author Details



Co-Author/s details



Abstract Title



Abstract Text



Declaration



Summary



Please complete in 57: 44

Co-Author Details

Number of Co-Author

15

Co-Author 1

Full Name

Full Name

Save

You can select up to 15 Co-Authors  
 and enter Co-Author information.  
 Click **Save** to continue.





## My Dashboard

Delegate Abstract Log Out

Author Details



Co-Author/s details



Abstract Title



Abstract Text



Declaration



Summary



Click **here** to view all  
abstract themes

Abstract Categories

Critical Care Organisation



Abstract Title – Limited to 25 words

TEST

Word Count : 1 /25 words

Save

Please complete in 55: 57

Select **Abstract Theme** and enter  
**Abstract Title**.  
Click **Save** to continue



## My Dashboard

300-word count is applicable to text in boxes 1-4.  
Click **Save** to continue.

PRO TIP: Click **Save** regularly to prevent loss of data

Delegate Abstract Log Out

- Author Details ✓
- Co-Author/s details ✓
- Abstract Title ✓
- Abstract Text** ✗
- Declaration of Consent ✗
- Summary ✗

Word limit for Abstract Content is 350 words

### Objectives

- - 
  - 
  - 
  - 
  -
- 
- 
- 
- 
-


**B**

1


Words: 0 Characters: 0

PRO TIP: Copy and paste content from Word doc to Notepad, this will eliminate the Word doc formatting. Copy from Notepad and paste into the respective boxes.


## Methods

A screenshot of a web browser window. The address bar shows a URL starting with 'http://'. The page content is a large, light blue circle with a thin orange border, containing the number '2' in the center. The status bar at the bottom indicates 'Words: 0 Characters: 0'.

## Conclusions

A screenshot of a web browser window. The address bar shows a URL starting with 'http://'. The main content area is white and contains a large, light blue circle with a thin orange border. Inside the circle is the black number '3'. The browser's status bar at the bottom indicates 'Words: 0 Characters: 0'.

## Results



A screenshot of a text editor window. The window has a title bar with a blue oval containing the number 4. The editor area is empty. The status bar at the bottom shows "Words: 0 Characters: 0".

Graphs and images upload :

1. A maximum of 3 images can be included per abstract.
2. The maximum file size of each graph/image is 500 KB.
3. The maximum pixel size of the graph/image is 600(w) x 800(h) pixel.
4. You may upload graphs in JPG, GIF or PNG format.
5. Image will be displayed in the sequence of upload.

Choose Files No file chosen

Upload

Upload Graphs and images (in jpg or png format & not more than 3MB) if required.

300-word count is applicable to text in boxes 1-4.  
Click **Save** to continue.

PRO TIP: Click **Save** regularly to prevent loss of data



## My Dashboard

[Delegate](#)[Abstract](#)[Log Out](#)

Please complete in 26: 53

## Abstract Declaration

To submit your abstract, you must agree to the following terms:

- ☐ The submitted abstract is original, has not been published or presented before and is not currently being considered for publication elsewhere
- ☐ All sources used are fully acknowledged and all quotations properly identified
- ☐ There are no known conflicts of interest associated with the submitted scientific work presented in the abstract
- ☐ I confirm that I previewed this abstract and that all information is correct. I accept that the content of this abstract cannot be modified or corrected after final submission and I am aware that it will be published as submitted.
- ☐ Submission of the abstract constitutes the consent of all authors to publication (e.g. Conference website, programs, other promotions, etc.)
- ☐ The Abstract Submitter warrants and represents that no part of the information and content provided by him/her (Hereafter: the "Content") to APICS 2024 and Kenes MP Asia (Hereafter: the "Organisers"), nor the publication of any such Content by the Organisers, on the internet or otherwise infringes any third party rights, including but not limited to privacy rights and/or intellectual property rights.
- ☐ The Abstract Submitter grants the Organisers a copyright license to reproduce, publish, translate, distribute, and display the text of the Content on a royalty-free, perpetual, irrevocable nonexclusive basis.
- ☐ I herewith confirm that the contact details saved in this system are those of the presenting author, who will be notified about the status of the abstract. The presenting author is responsible for informing the other authors about the status of the abstract.
- ☐ I understand that the presenting author must be a registered participant.
- ☐ The Organisers reserve the right to remove from publication and/or presentation an abstract which does not comply with the above.
- ☐ I understand that I must select a specific category for my abstract allocation. Although the committee will work hard to honor this selection, this cannot be guaranteed. The Committee reserves the right to change the category under which the abstract was originally submitted.

Check all boxes in this declaration page and click **Save** to continue

[Save](#)

[Delegate](#) [Abstract](#) [Log Out](#)[Author Details](#)[Co-Author/s details](#)[Abstract Title](#)[Abstract Text](#)[Declaration of Consent](#)[Summary](#)**Part A : Author Details**

Name:	Joyce Gao
Department:	Anaesthesia
Organisation:	Changi General Hospital
Country:	Singapore
Are you the Presenting Author?	Yes

**Part B : Co-Author/s**

Full Name	Department	Organisation	Country
-----------	------------	--------------	---------

**Part C : Abstract Title**

Abstract Title :	TEST
Abstract Themes :	Critical Care Organisation

**Part D : Abstract Text**[Objectives](#)[Methods](#)

TEST

[Conclusions](#)

TEST

[Results](#)

TEST

[Submit](#)

Once all sections have been filled, you will be brought to the Summary page.

Check your entry.

You may click back at the respective section on the menu bar on the left to edit.

If all entry has been entered correctly, click **Submit**



## My Dashboard

Delegate	Abstract	Log Out
----------	----------	---------


No	Title	Preview	Edit	Delete
APICS1010	TEST	<button>Preview</button>	<button>Edit</button>	<button>Delete</button>

After submitting, you will be able to see all submitted abstracts here

## FW: Success In Abstract Submission



kenes@oevent.biz

To  Joyce Gao



APICS1010\_20240110162014\_summary.pdf

60 KB



Dear %sal% %firstname% %surname%,

Thank you for your abstract submission for APICS 2024. Your submission has been successfully received.

Abstract Title	Reference Number
TEST	APICS1010

Notification regarding the status of your abstract will be sent out by **31 May 2024**.

Please note the following:

1. To submit additional abstracts or make changes to your existing abstract, kindly log in using the provided link below:

Login Details	
Login URL :	<a href="https://sunnyhu.com/APICS2024_AbstractPortal/Login.aspx?shw=APICS">https://sunnyhu.com/APICS2024_AbstractPortal/Login.aspx?shw=APICS</a>
Registration ID :	%regno%
Email :	%email%

2. You may view and make changes to your abstract before the submission deadline of **28 April 2024**. No further changes can be made after the submission deadline.

3. Upon abstract acceptance, you qualify for early bird registration rate for the main conference.

If you have additional queries regarding your abstract, please contact our Secretariat at [abstract@sg-apics.com](mailto:abstract@sg-apics.com).

Kind Regards,  
 APICS 2024 Abstract Secretariat

You will also receive the confirmation email after submission

# APICS 2024

ASIA PACIFIC  
INTENSIVE CARE  
SYMPOSIUM

SICM X ANZICS

## SINGAPORE

17 - 19 AUGUST 2024

SUNTEC SINGAPORE CONVENTION & EXHIBITION CENTRE



Organised by:



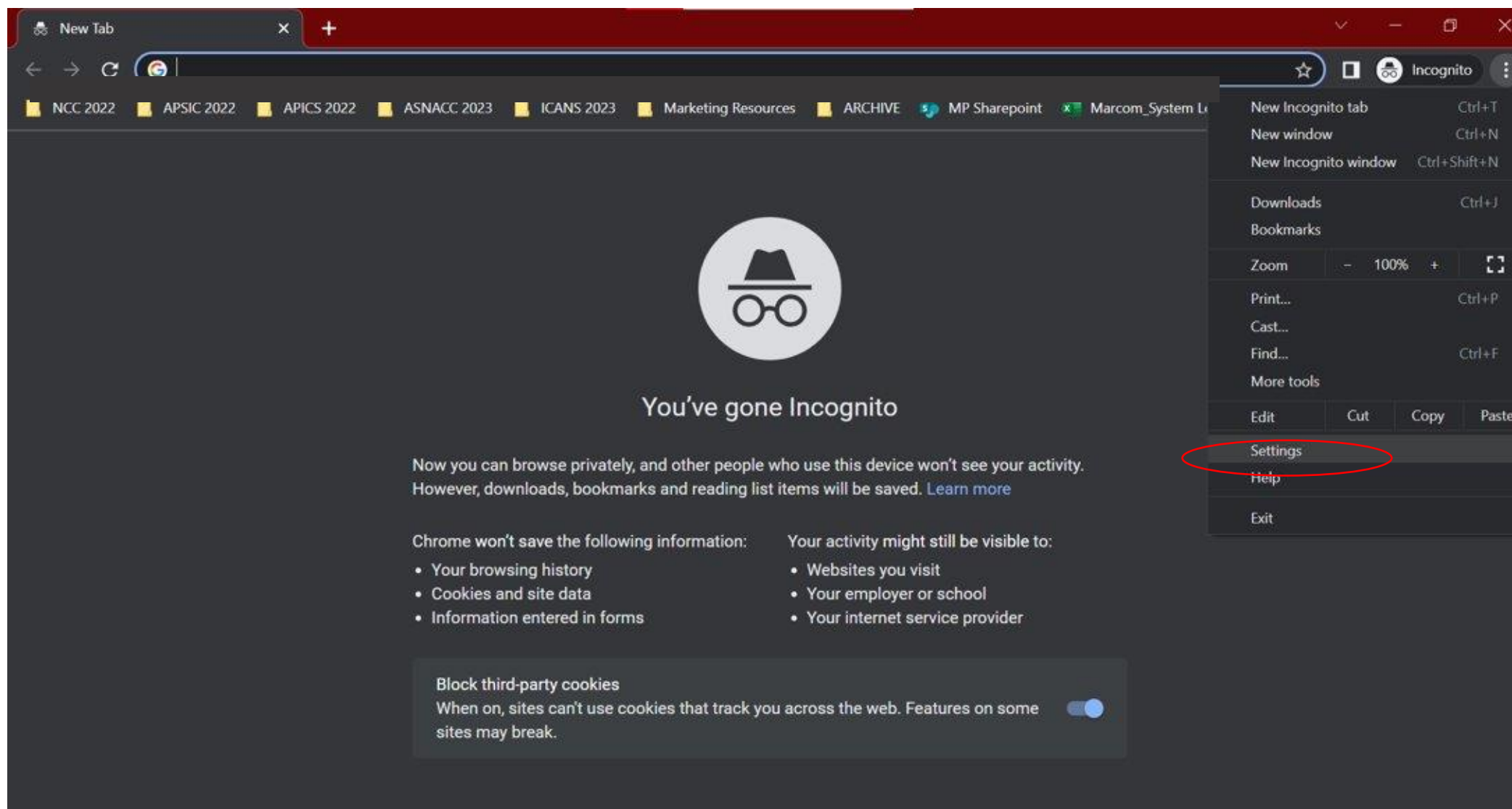
Managed by:



# Troubleshooting Guide

Disabling Pop Up Blocker







The image shows the Google Chrome Settings application. On the left, a sidebar lists various settings categories: 'You and Google', 'Autofill', 'Privacy and security' (highlighted with a red oval), 'Appearance', 'Search engine', 'Default browser', 'On startup', 'Advanced', 'Extensions', and 'About Chrome'. The main content area on the right is titled 'Settings' and includes a search bar. Below the search bar is a 'Safety check' section with a message: 'Chrome can help keep you safe from data breaches, bad extensions, and more' and a 'Check now' button. The 'Privacy and security' section is expanded, showing a list of options: 'Clear browsing data', 'Cookies and other site data', 'Security', 'Site Settings' (highlighted with a red oval), and 'Privacy Sandbox'. Each option has a brief description and a right-pointing arrow to indicate further settings are available.

## Settings

Search settings

### Safety check

✓ Chrome can help keep you safe from data breaches, bad extensions, and more [Check now](#)

### Privacy and security

- Clear browsing data**  
Clear history, cookies, cache, and more
- Cookies and other site data**  
Third-party cookies are blocked in Incognito mode
- Security**  
Safe Browsing (protection from dangerous sites) and other security settings
- Site Settings**  
Controls what information sites can use and show (location, camera, pop-ups, and more)
- Privacy Sandbox**  
Trial features are on



## Settings

- You and Google
- Autofill
- Privacy and security**
- Appearance
- Search engine
- Default browser
- On startup
- Advanced
- Extensions
- About Chrome

### Pop-ups and redirects

Search

Sites might send pop-ups to show ads, or use redirects to lead you to websites you may not want to visit

Default behavior

Sites automatically follow this setting when you visit them

☒
☐ Sites can send pop-ups and use redirects

☐
☒ Don't allow sites to send pop-ups or use redirects

Customized behaviors

Sites listed below follow a custom setting instead of the default

Not allowed to send pop-ups or use redirects

No sites added

Add

Allowed to send pop-ups and use redirects

Add

Ensure that this checkbox is enabled